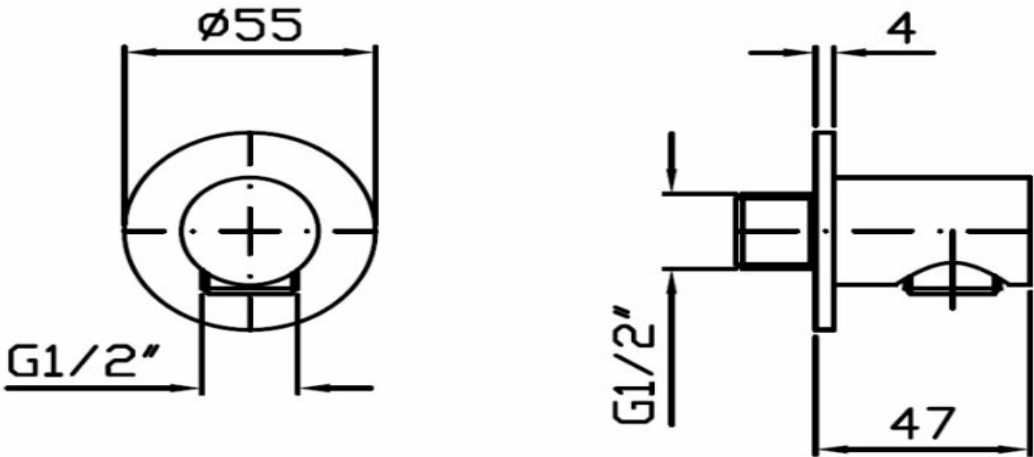


HELM WALL ELBOW - BRUSHED STAINLESS STEEL



Z93795.X
\$649

ZUCCHETTI.



	Residential/Light Commercial Use	Suitable for Residential/Light Commercial Use (Kitchens, Bathrooms and Laundries in Hotels, Motels and Retirement Villages).
5	Guarantee	5 Year Guarantee on Non-Chrome Finishes
10	Guarantee	10 Year Guarantee
	Mains Pressure	Suitable for Mains Pressure.
	Design Award - Red Dot Design	Red Dot Design 2021
	Made in Italy	Designed & Engineered in Italy
	BPIR - Importer	Robertson NZ Ltd.
	BPIR - Place of Manufacture	<p>Italy</p>
	BPIR - Relevance Documentation	<p>For detailed information on Relevant Building Codes & Statement of Contribution please visit ROBERTSON.CO.NZ/DOWNLOADS and browse the relevant section</p>
	BPIR - Scope of use	<p>A wall outlet/elbow is a plumbing fitting used to connect the shower hose to the water supply when you have a handheld showerhead.</p>



	BPIR - B2.3.1 Durability	This product complies with Building Code Regulation B2.3.1 Durability
	BPIR - G12.3.7 G12 Water Supplies	This product complies with Building Code Regulation G12.3.7 G12 Water Supplies

The Helm collection by Zucchetti is a striking reinterpretation of classic tapware, designed by Lopez Quincoces. Crafted from steel, it transforms traditional cross-handle taps into refined, cylindrical forms with perfectly balanced proportions. Available in both single-lever and three-hole configurations, Helm combines industrial strength with sophisticated details like vertical ridges, knurling, and a variety of colors and textures. The result is a bold yet elegant statement—where high performance meets timeless Italian design.