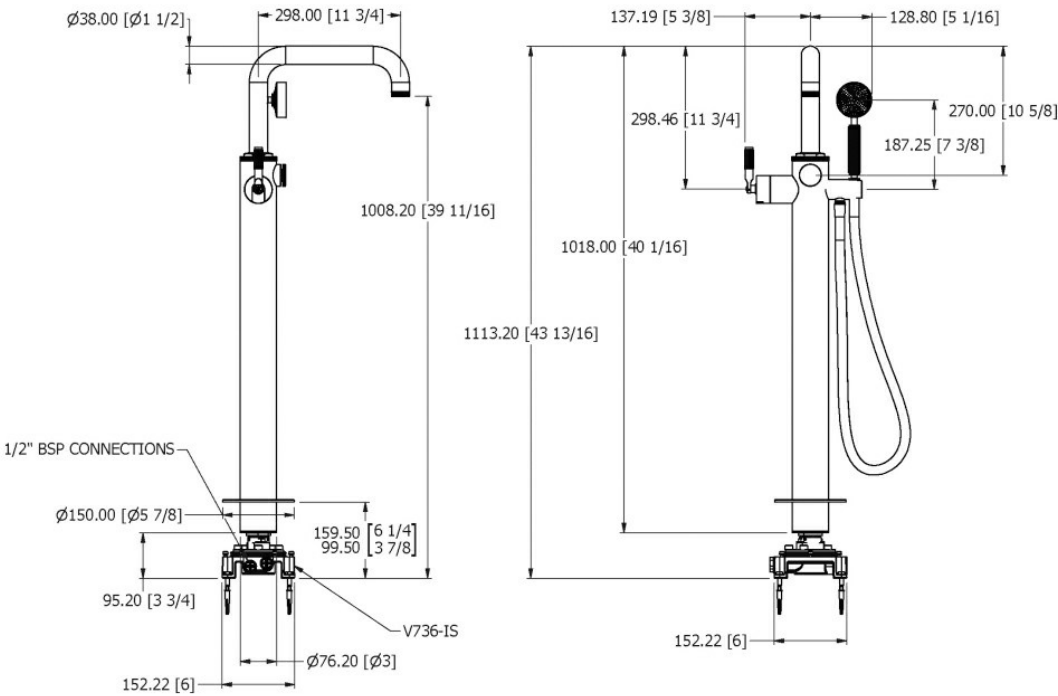











SAMUEL HEATH FLOOR MOUNTED SINGLE LEVER BATH SHOWER
MIXER - CHROME




SHV7K36LK.CP
POA

SAMUEL HEATH
for a life less ordinary



	Residential/Light Commercial Use	Suitable for Residential/Light Commercial Use (Kitchens, Bathrooms and Laundries in Hotels, Motels and Retirement Villages).
	Guarantee	10 Year Guarantee
	0 Star WELS rating.	More than 16 litres per minute or failing the performance requirements.
	Mains Pressure	Suitable for Mains Pressure.
	Made in the United Kingdom	Designed & Engineered in the United Kingdom
	BPIR - Importer	Robertson NZ Ltd.
	BPIR - Place of Manufacture	UK
	BPIR - Relevance Documentation	<p>For detailed information on Relevant Building Codes & Statement of Contribution please visit ROBERTSON.CO.NZ/DOWNLOADS and browse the relevant section</p>
	BPIR - Scope of use	Bath columns integrate the bath mixer, shower, and controls into a single vertical unit, often used in modern bathroom designs for convenience.



	BPIR - B2.3.1 Durability	This product complies with Building Code Regulation B2.3.1 Durability
	BPIR - G12.3.2 (B) G12 Water Supplies	This product complies with Building Code Regulation G12.3.2 (B) G12 Water Supplies
	BPIR - G12.3.7 G12 Water Supplies	This product complies with Building Code Regulation G12.3.7 G12 Water Supplies

Much of what is now regarded as contemporary design is rooted in Bauhaus. Landmark Industrial is faithful to the rational functionalism redolent of Bauhaus and a modern interpretation of the values and style of the designs it pioneered.