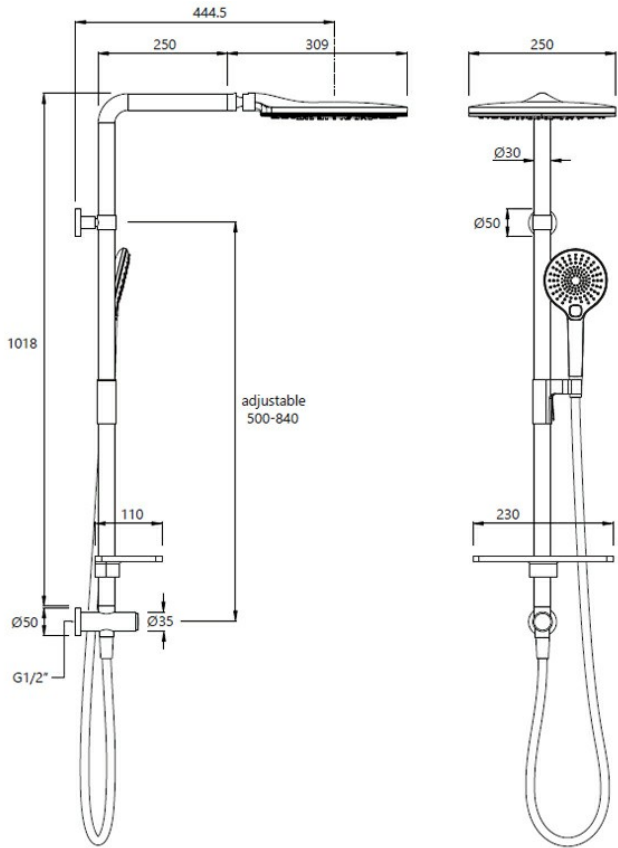


SPLASH LUX COLUMN SHOWER BOTTOM INLET 3 FUNCTION -
BRUSHED NICKEL

40371.04
\$2475

ELEMENTi



Aquabella Check Valve

All Aquabella hand showers are fitted with a Neoperl Combined Check Valve and Flow Regulator – Neoperl Part Number 31.2015.1 in accordance with the New Zealand Building Code.



Check Valve Note

Installers are responsible for assessing the site for hazards and applying backflow prevention per AS/NZS 3500 (Sec 4). This may include positioning the shower so the handset can't be submerged, ensuring an air gap is maintained.



Residential/Light Commercial Use

Suitable for Residential/Light Commercial Use (Kitchens, Bathrooms and Laundries in Hotels, Motels and Retirement Villages).



Guarantee

1 Year Guarantee on shower parts and hoses



Guarantee

2 Year Guarantee on Non-Chrome Finishes



Guarantee

5 Year Guarantee



2 Star WELS rating

12 litres per minute.



Mains Pressure














Suitable for Mains Pressure.



Storage Shelf

A handy storage shelf features an edge lip for securing items, plus side drainage holes to remove excess water



	Flawless Finish	Advanced plating provides a durable surface with a long lasting finish
	Soft Rain	Soft Rain (outside spray)
	Soothe	Soothe (middle spray)
	Rain + Soothe	Both at once
	Brass	Made from high quality Brass
	Swiss Design	Swiss inspired design
	BPIR - Importer	Robertson NZ Ltd.
	BPIR - Place of Manufacture	Manufactured in China.
	BPIR - Relevance Documentation	For detailed information on Relevant Building Codes & Statement of Contribution please visit ROBERTSON.CO.NZ/DOWNLOADS and browse the relevant section
	BPIR - Scope of use	Column showers integrate multiple shower functions, such as fixed heads and hand showers offering a full-body showering experience.
	BPIR - B2.3.1 Durability	This product complies with Building Code Regulation B2.3.1 Durability
	BPIR - G12.3.2 (B) G12 Water Supplies	This product complies with Building Code Regulation G12.3.2 (B) G12 Water Supplies
	BPIR - G12.3.7 G12 Water Supplies	This product complies with Building Code Regulation G12.3.7 G12 Water Supplies

Enjoy a spa-quality showering experience with the Elementi Splash Lux Column Shower Bottom Inlet 3 Function. This premium shower system will bring designer chic and best-in-class performance to your bathroom, transforming it into an oasis of retreat from reality in your own home. The three-function hand piece and high-rise overhead shower provide total showering indulgence, ideal for anyone who wants a spa experience every day.

Whether you prefer a Soft Rain, a soothing Soothe spray, or both combined in the Rain + Soothe mode, the Splash Lux Column Shower offers versatility to suit your mood. With a 2 Star WELS rating (12 litres per minute), you can have faith in an efficient water experience, and mains pressure compatibility assures you of a robust and satisfying flow.

Constructed with residential and light commercial use in mind, the Splash Lux shower system is ideal for the home, hotel, motel, and retirement village. Constructed of solid brass, it will bear up to the demands of high use and still last a lifetime, and the Swiss-designed aesthetic provides any bath with a modern, streamlined appearance.

The Splash Lux shower also features a useful storage shelf with edge lip to hold items inside and side drain holes to allow water not to accumulate. Finished in the very latest plating finish, the unit boasts a perfect, durable finish that is impervious to use and wear and tear, still appearing showroom fresh decades later.

Backed by a 5-year warranty (1 year on shower parts and hoses and 2 years on coloured finishes), the Elementi Splash Lux Column Shower promises luxury and reliability. Transform your shower into a haven of relaxation today.