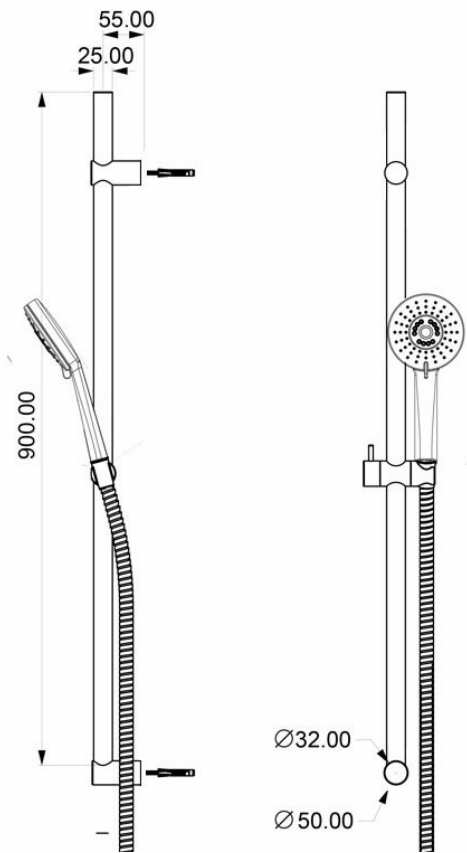


SPLASH SLIDE SHOWER 3 FCT C/W ELBOW - BLACK

40232.13
\$559

ELEMENTi



Aquabella Check Valve

All Aquabella hand showers are fitted with a Neoperl Combined Check Valve and Flow Regulator – Neoperl Part Number 31.2015.1 in accordance with the New Zealand Building Code.



Check Valve Note

<p>Installers are responsible for assessing the site for hazards and applying backflow prevention per AS/NZS 3500 (Sec 4). This may include positioning the shower so the handset can't be submerged, ensuring an air gap is maintained.</p>



Adjustable Fixation

Ideal for renovations, many of our slide rails have adjustable fixings allowing you to fit existing fixings of the slide shower you are replacing.



Guarantee

2 Year Guarantee on Non chrome finish



Guarantee

5 Year Guarantee



4 Star WELS rating

7.5 litres per minute.



Mains Pressure

Suitable for Mains Pressure.



Ribbed Hose















Flexible Ribbed Hose (Chrome only)



Aqua Air Technology

Air injected water offers a better showering experience using up to 50% less water. The air and water mix provides superb flow performance that is both soft and invigorating.



	Hardened Durable Finish	Black & Brushed Nickel Finishes involve a sprayed on Acrylic coating that is oven dried to produce the hardened durability finished product.
	Wall Elbow	Water fed from separate elbow.
	Hand piece	Includes Handpiece.
	Lever Slider	CHROME/BRUSHED NICKEL. Single lever to adjust slider to adjust hand piece height.
	Centre Slider	BLACK ONLY. Adjustment slider that allows hand piece to be positioned centre of rail (not offset).
	Smooth Hose	Smooth easy-clean hose with water tight seal and anti-twist feature (Brushed Nickle & Black only)
	Swiss Design	
	BPIR - Importer	Robertson NZ Ltd.
	BPIR - Place of Manufacture	Manufactured in China.
	BPIR - Relevance Documentation	For detailed information on Relevant Building Codes & Statement of Contribution please visit ROBERTSON.CO.NZ/DOWNLOADS and browse the relevant section
	BPIR - Scope of use	Slide showers are adjustable shower systems that allow the showerhead to be moved up or down along a rail for customizable height and convenience.
	BPIR - B2.3.1 Durability	This product complies with Building Code Regulation B2.3.1 Durability
	BPIR - G12.3.2 (B) G12 Water Supplies	This product complies with Building Code Regulation G12.3.2 (B) G12 Water Supplies
	BPIR - G12.3.7 G12 Water Supplies	This product complies with Building Code Regulation G12.3.7 G12 Water Supplies

For gorgeous design and clever engineering, look no further than the Splash collection of showerheads, slide and column showers, designed to complement any bathroom environment.