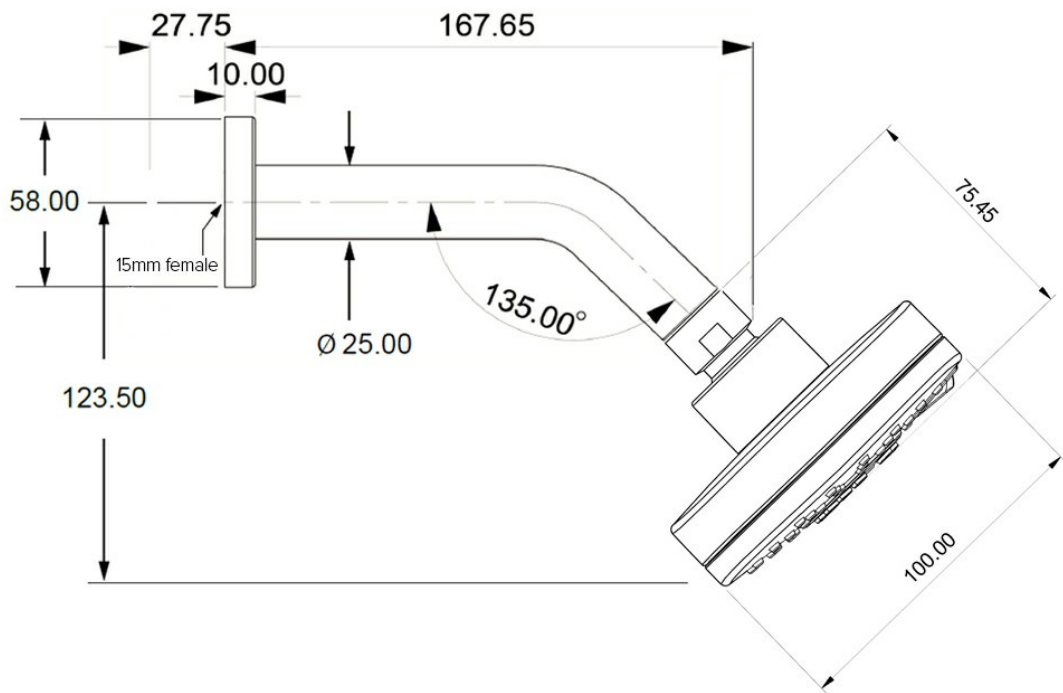











SPLASH SHOWER ROSE ROUND 2 FUNCTION CHROME - CHROME

40212.02
\$249

ELEMENTi



2	Guarantee	2 Year Guarantee on non chrome finish
5	Guarantee	5 Year Guarantee
	3 Star WELS rating	8 litres per minute at mains pressure
	Mains Pressure	Suitable for Mains Pressure.
	Aqua Air Technology	Air injected water offers a better showering experience using up to 50% less water. The air and water mix provides superb flow performance that is both soft and invigorating.
	Hardened Durable Finish	Black & Brushed Nickel Finishes involve a sprayed on Acrylic coating that is oven dried to produce the hardened durability finished product.
	Soft Rain	Soft Rain (outside spray)
	Massage	Massage (central spray)
	Swiss Design	
	BPIR - B2.3.1 Durability	This product complies with Building Code Regulation B2.3.1 Durability
	BPIR - G12.3.7 G12 Water Supplies	This product complies with Building Code Regulation G12.3.7 G12 Water Supplies



The Elementi Splash Shower Rose Round 2 Function combines stunning design with cutting-edge technology to revolutionize your showering experience. Crafted in chrome, brushed nickel, and black, this shower rose is part of the Splash range, and its sleek, modern look means it can be combined with a variety of bathroom designs.

With Aqua Air Technology, the Splash Shower Rose introduces air into the water, providing a softer, more refreshing spray while consuming up to 50% less water. The combination of water and air produces superior flow performance, allowing for a more pleasant shower while being environmentally friendly. It also has a 3 Star WELS rating, providing an 8 litre per minute flow at mains pressure, making it effective and efficient.

The two-function model offers you the ability to choose between two spray modes: Soft Rain for a gentle, general spray or Massage for a more robust, stimulating center spray. Whatever relaxation or spa-like massage treatment you desire, the Splash Shower Rose has it all.

Constructed from a hardened durable acrylic finish, the brushed nickel and black versions are coated with an acrylic coat which is oven-dried for extra hardness. Underpinned by Swiss design philosophy, this shower rose is functional as well as stylish.

The Splash Shower Rose meets Building Code Regulations, providing high performance and reliability (BPIR - B2.3.1 and BPIR - G12.3.7). Ideal for mains pressure systems, it also benefits from a 5-year guarantee on chrome finishes, providing years of performance and satisfaction. Bring the perfect combination of style, performance, and sustainability to your bathroom.