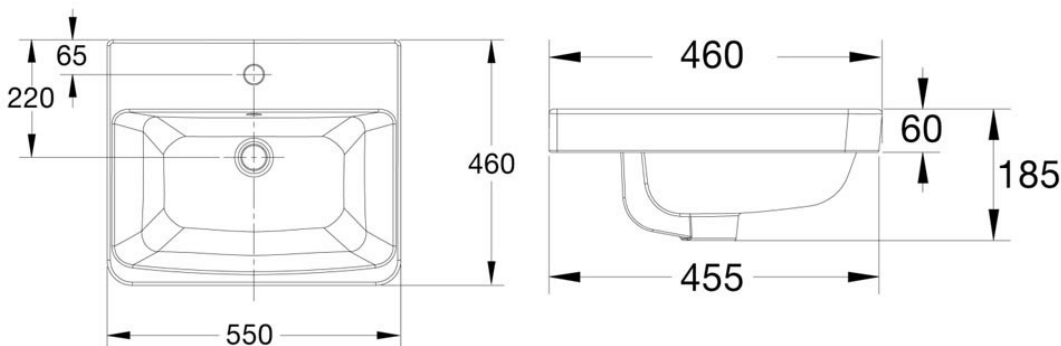











HERON INSET BASIN 550 X 460 1TH - GLOSS WHITE

14659.10
\$425

AMERICAN
STANDARD



	Residential/Light Commercial Use	Suitable for Residential/Light Commercial Use (Kitchens, Bathrooms and Laundries in Hotels, Motels and Retirement Villages).
	Guarantee	10 Year Guarantee
	ThinEdge Technology	Made with our latest technology for a sleek silhouette
	Pro-Guard	Proguard, which is applied to the ceramic, prevents silica in the water from adhering to the surface, inhibiting the build-up of water stains.
	Hand Finished	Hand Finished Vitreous China.
	VC Allowance	Please give an allowance of 10mm (-/+) for all Vitreous China basin dimensions.
	BPIR - Importer	Robertson NZ Ltd.
	BPIR - Place of Manufacture	China
	BPIR - Relevance Documentation	<p>For detailed information on Relevant Building Codes & Statement of Contribution please visit ROBERTSON.CO.NZ/DOWNLOADS and browse the relevant section</p>





BPIR - Scope of use

Inset basins are versatile fixtures used in both residential and commercial bathrooms, designed to be mounted into countertops for a stylisg look, making them ideal for modern, minimalist, and high-use environments.



BPIR - B2.3.1
Durability

This product complies with Building Code Regulation B2.3.1 Durability

The perfect blend of practicality and contemporary style, bringing it's own beauty to any bathroom environment.
Bring a refined flair with this curvaceous traditional suite.