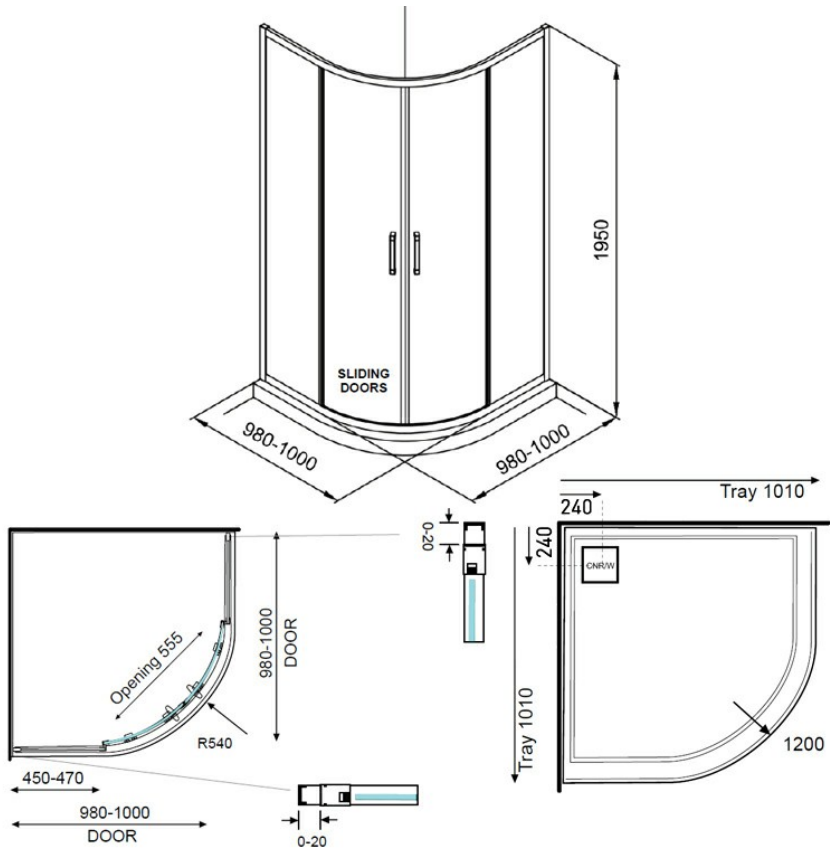


ELEMENTI TILED SHOWER ROUND 1010 CHROME - CORNER
WASTE

11629.02
\$2249

ELEMENTi



Residential/Light
Commercial Use

Suitable for Residential/Light Commercial Use (Kitchens, Bathrooms and Laundries in Hotels, Motels and Retirement Villages).



Guarantee

1 Year Guarantee on shower enclosure seals and drip strips



Guarantee

10 Year Guarantee* Terms & Conditions apply



Rear Upstand

40mm rear upstand and interlocking side channels ensure water stays within the tray.



Safety Lip

A 5mm Safety Lip on the front edge of the tray, creates more surface to silicone preventing leakage from under the door or extrusion.



Nano Technology

NANO glass (ClearShield) has been specially developed by Ritec using advanced NANO technology creating a non stick surface. This award winning technology makes glass easier to clean and resists staining and discolouration.



AS NZS 2208

Safety Glass tested to AS NZS 2208 standard.



Easy Clean






Easy Clean Design. Removable rollers and door seals also allow for easy cleaning.



Weight Tested

Weight Tested to 200kg



	BPIR - Importer	Robertson NZ Ltd.
	BPIR - Place of Manufacture	Manufactured in China.
	BPIR - Relevance Documentation	For detailed information on Relevant Building Codes & Statement of Contribution please visit ROBERTSON.CO.NZ/DOWNLOADS and browse the relevant section
	BPIR - Scope of use	2 sided tiled shower enclosures use two tiled walls to create a shower corner, combining durability and a custom aesthetic with waterproof protection.
	BPIR - B2.3.1 Durability	This product complies with Building Code Regulation B2.3.1 Durability

The Elementi Tiled Shower Round 1010 Chrome is the perfect blend of fashionable design, durability, and innovative features. Ideal for residential and light commercial use, this shower enclosure offers a practical and stylish solution for kitchens, bathrooms, and laundries in a variety of settings including hotels, motels, and retirement villages.

Designed with first-class materials and superior craftsmanship, Elementi Tiled range offers strength combined with aesthetics. The 40mm rear upstand along with coupling side channels together provides water to become sealed inside the tray, totally eliminating leakages. Further protection is given by the 5mm safety lip at the front edge, which offers extra surface area for the silicone, hence offering a secure seal without water leak risk below the door.

One of the best features of this shower enclosure is its Nano Technology—the ClearShield glass treatment. This new, non-stick coating simplifies the cleaning process of the glass by resisting stains and discoloration and giving it an easier maintenance cycle. The AS NZS 2208 tested safety glass guarantees strength and reliability.

The Elementi Tiled Shower also has the ease of cleaning design features, including door seals and removable rollers, that make it simple to maintain in its original form. It is also weight tested to 200kg for reliability and durability.

With a 10-year guarantee (terms and conditions), and 1-year guarantee on drip strips and seals, the Elementi Tiled Shower Round 1010 Chrome is a hard-wearing, efficient, and low-maintenance shower to have installed in your bathroom.