

work

ideas

THE LATEST
IN BATHROOM
INSPIRATION



Cover Feature:
ARTCERAM VOGUE



SUMMER
EDITION
2019 / 2020

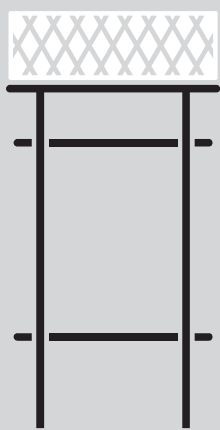
robertson[®]
BATHWARE
— SINCE 1987 —

ROBERTSON.CO.NZ

COMING SOON...

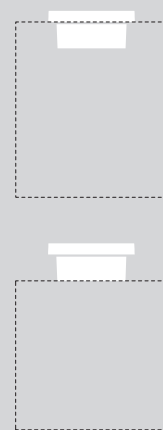
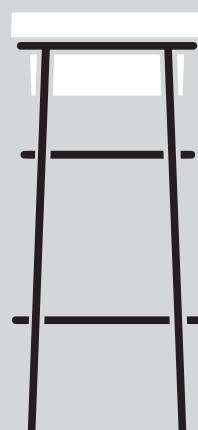
the.artceram

INSPIRED BY THE ITALIAN STUDIO MENEGHELLO PAOLELLI, VOGUE AND FUORI SCALA CONTINUE ARTCERAM'S TRADITION OF CONTEMPORARY ICONIC BATHWARE.



VOGUE

Vogue is a round metal basin stand with a soft design that partners perfectly with the Rombo basin, transforming into a real free-standing basin. This basin stand comes with a towel holder and a grilled metal sheet at the base.



FUORI SCALA

Thanks to a very thin rim, the Fuori Scala basins can be installed as vessel basins – semiotically similar to a cooking pot – or as inset basins in line with the top of bathroom furniture where the evident thin rim is accentuated; or mounted on dedicated metal structures.

MENEGHELLO PAOLELLI ASSOCIATI

The method, the research, the lateral and emotional thinking are the tools with which Sandro Meneghello and Marco Paoelli create added value and provide solutions through the industrial design.

In 2006, they founded their homonymous product design studio, Meneghello Paoelli Associati, characterized by a serious and rigorous approach, where design is never an end in itself, but always able to respond to specific marketing, market and production needs: Design as a solution. Values that over the years have allowed them to obtain and share numerous international product design awards with their clients.

“ANCHORING INNOVATION TO THE CONCRETE QUALITY OF A NEED FOR FUNCTIONALITY AND BEAUTY: THIS IS OUR MISSION”



victoria ⊕ albert®

COMING SOON...

WARNDON



STRICT SYMMETRY

With its classically ribbed rim, the Warndon bath's form adopts the detailing originally found in classic stonework and embodies a rich history suitable for a range of interiors.

Following the traditional design rules of strict symmetry, this double-ended freestanding bath makes a perfect visual centrepiece for balance in the bathroom. The design falls gracefully to the floor allowing all waste pipework to remain hidden, maintaining a sleek bathroom finish.

NATURALLY SUPERIOR



A naturally superior bath. It may sound obvious, but not all baths are created equally. British brand, Victoria + Albert, are passionate about their unique Quarrycast® material, made from a finely ground volcanic limestone and resin mix.

Victoria + Albert blends milled Volcanic Limestone™ with high quality resins to bind these strands into a complex 3D matrix. The finished result is Quarrycast® - a superior long lasting alternative to cast iron and acrylic.



RICH IN VOLCANIC
LIMESTONE



BRITISH OWNED
AND OPERATED



SUITABLE FOR
OUTDOOR USE



EXTERIOR
PAINTING



TWENTY FIVE
YEAR GUARANTEE

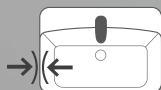
COMING SOON...



*American
Standard*

Signature
Collection™
Soft
Geometric
Simplicity

Born from a medley of geometrical shapes, pillowed surfaces and defined edges, the Signature™ Collection is based on a **Superellipse**, an iconic form that translates elegantly into the thin edges and soft curves of the the entire collection.



THINEDGE TECHNOLOGY
Made with our latest technology
for a sleek silhouette.





INSPIRATION
HUMANISED TECHNOLOGY
SOFT MINIMALISM
ARCHITECTURAL SLIM



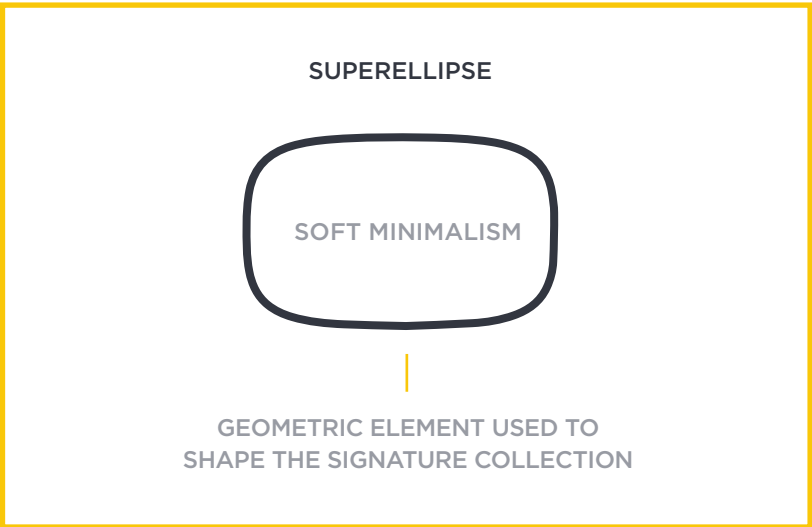
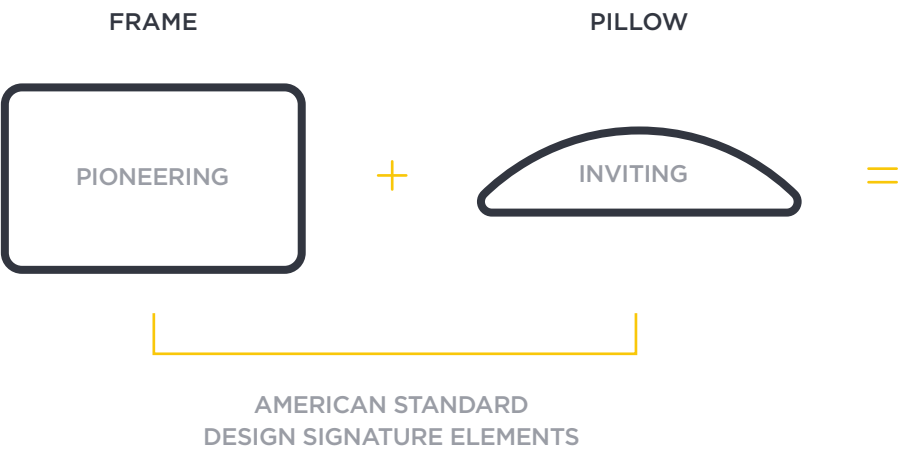
RAISING THE DESIGN STANDARD

Since been appointed as Vice President of Design for American Standard in the Asia Pacific Region, Antoine Besseyre Des Horts leads a team of designers from around the globe. With his appointment, Antoine strives towards raising the standard of living by crafting stylish high-performance products which are beautiful, purposeful and safe for everyone.

Throughout his career, Besseyre Des Horts has been recognised for his work, with accolades from Red Dot Design Awards, IF Design Awards, Good Design Awards and Interior Innovation Awards. He also previously worked with Paul Flowers, chief design officer of LIXIL Water Technology (LWT).



Known to draw his design inspiration from the details of everyday life, Besseyre Des Horts found inspiration for the Signature collection from modern product forms including soft minimalism, humanised technology and slim architectural details. The creation of the American Standard frame and pillow signature elements then gave birth to a new shape, the “Superellipse”.



COMING SOON...

Signature Collection™

Basins



Signature Vessel Basin
L550 x W430 x H125mm / 1TH
43285.10



Signature Vessel Basin
L550 x W400 x H100mm / NTH
43287.10



Signature Inset Basin
L550 x W430 x H50mm / 1TH
43281.10



Signature Semi-Recessed Basin
L550 x W430 x H125mm / 1TH
43283.10



Toilets



Signature CC BTW Toilet Suite
L684 x W406 x H780mm
Top Inlet: 15051.10
Bottom Inlet: 15050.10



Signature BTW Toilet Pan
L560 x W382 x H400mm
15052.10



COMING LATE 2020
Signature Wall Hung Toilet Pan
L550 x W382 x H290mm

Tapware



Signature
Basin Mixer
43251.02



Signature Extended
Height Basin Mixer
43252.02



Signature
Wall Mount
Basin Mixer
43256.02

Signature
Wall Mount
Bath Mixer
43255.02



Signature
Shower Mixer
43270.02



Signature
Diverter Mixer
43271.02



PROJECT FEATURE

CLIFF EDGE ELEGANCE

Designed and built over a 3 year period, this cliff edge apartment complex enjoys exceptional views over the Hauraki Gulf and beyond.

DESIGN
JENNIE DUNLOP
DUNLOP DESIGN

DEVELOPERS
PETER & JUDY JONES

PHOTOGRAPHY
JAMIE COBEL

MASTER SUITE

A Master Suite of understated, timeless elegance was required to compliment the contemporary architecture and spectacular position. Floors and walls finished in large format Calacatta marble reflect a greyed hue of Milk Chocolate, while chrome fixtures and white bathroom furniture stand out on the deeper background, adding a crispness to the warmer tones to create a luxurious bathing experience.



POWDER ROOM

In the residence that adjoins the apartment complex, the theme of timeless elegance also flowed through to the Powder Room. Doubling as a Guest Bathroom, glamorous styling needed to be balanced with practical elements including vanity space and storage.

With the bathroom being positioned on the cooler side of the home, Calacatta White Porcelain marble was selected not only for its light tones but also for practical qualities, while a naturally rich golden marble was used as a floor to ceiling statement, including a seamless step down vanity surface.

The beautiful Italian Cognac platinum vessel basin and Pan tapware, large circular LED lit mirror and hanging pendant lights all compliment each other to create a space with a luxurious resort vibe.

FEATURED PRODUCT

ZUCCHETTI
PAN WALL MOUNTED BASIN MIXER
CHROME:
ZP6030 + R99815



ZUCCHETTI
MINI SPIN KITCHEN MIXER
CHROME:
ZXS368



VICTORIA + ALBERT
TERRASSA BATH
QUARRYCAST:
51922.10



VICTORIA + ALBERT
TOMBOLO 10 WHITE BATH RACK
WHITE:
52011.10



ARTCERAM
COGNAC PLATINUM VESSEL BASIN
PLATINUM:
27395.PL



PARISI
ELLISSE MKII TOILET PAN
WHITE:
PN610



ARTCERAM
GEA 900 UNDERMOUNT BASIN
WITH OVERFLOW / NTH
900(L) X 330(W) X 150(H)
WHITE:
27330.10



PARISI
ELLISSE MKII TOILET SUITE
WHITE:
PN600



OLI
SLIM PUSH PLATE
INOX:
OL057141



ELEMENTI
POWER & SOUL COSMOPOLITAN 160 SLIDE SHOWER
CHROME:
27746000



ELEMENTI
PROJECT SPARE ROLL HOLDER
CHROME:
60911.02



ELEMENTI
PROJECT TOILET BRUSH SET
CHROME:
60927.02



ELEMENTI
VIBRANT ROUND SHOWER HREAD
CHROME:
40257.02



ZUCCHETTI
ROUND SHOWER MIXER
CHROME:
ZP6123 + R99815




DISCOVER IT ALL DOWNTOWN... 26 MORROW STREET, NEWMARKET

When it comes to showcasing the quality of our products, there's no better setting than our new space in the Kitchen Things luxury showroom in Newmarket, Auckland, centrally located with complementary roof parking available. The display embraces innovative bathroom products while also celebrating classic design from our most admired global brands. With many product displays also fully functional, you can truly experience the latest in bathroom technology including the sights, sounds and sprays of the GROHE Aquasymphony shower head.



"With our resident consultant on hand to explain the latest features and product details, this space offers a great place to not only inspire, but inform" explains Dean Davis, Architectural & Design GM at Robertson Bathware.



SHOWROOMS

AUCKLAND

ROBERTSON

25 Vestey Drive, Mt Wellington
Ph: (09) 573 0490

Open Monday to Friday 8.30am - 5pm
Saturday 9am - 1pm
Closed Sunday

KITCHEN THINGS | LUXURY COLLECTION

26 Morrow Street, Newmarket
Ph: (09) 522 8375

Open 7 days 10am - 6pm



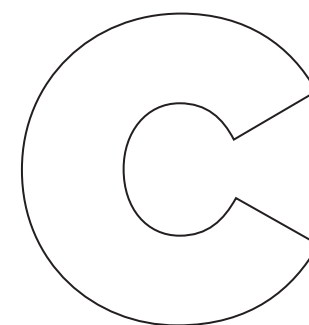
WELLINGTON

ROBERTSON

23 Marion St, Te Aro
Ph: (04) 595 1165

Open Monday to Friday 8.30am - 5pm
Closed Saturday and Sunday

For a bathware consultation please make an appointment by emailing sales@robertson.co.nz



CHRISTCHURCH

HOME IDEAS

37 Mandeville Street Riccarton
Ph: (03) 348 2863

Open Monday to Friday 9am - 5pm
Saturday 10am - 4pm Sunday 11am - 4pm

Request our latest brochures...

Our latest IDEAS brochure is a treasure trove of innovative product and great design, while our GROHE brochure features the finest sanitaryware from the masters of design and technology. Request your FREE copy now!

sales@robertson.co.nz



robertson[®]
BATHWARE
— SINCE 1987 —

PH: +64 9 573 0490
FAX: +64 9 573 0495
EMAIL: sales@robertson.co.nz

ROBERTSON.CO.NZ