

work

ideas

THE LATEST
IN BATHROOM
INSPIRATION



Cover Feature:
SAMUEL HEATH
LANDMARK



AUTUMN
EDITION
2017

robertson®
BATHWARE
— SINCE 1987 —

ROBERTSON.CO.NZ

CREATING
HARMONY
BETWEEN THE
DESIGN OF AN
OBJECT AND
ITS FUNCTION

LANDMARK

Samuel Heath combine knowledge and expertise, honed over time, with contemporary computer-aided design to produce products that are thoroughly researched and skillfully realised.

The result is an authentic reflection of the era but with an individual identity secured by the finest craftsmanship. Bauhaus was about designing a way of living. Samuel Heath believe that the impressive performance of a thermostatic shower valve or basin tap and the satisfying proportions of an accessory piece should be daily delights.

SAMUEL HEATH
since 1820

MINIMAL
EMBELLISHMENT
AND A DECEPTIVELY
SIMPLISTIC
COMPOSITION

LANDMARK PURE

Landmark Pure has overtones of the original Bauhaus aesthetic and builds on the foundations of Samuel Heath's Fairfield and Style Moderne Collections. Both of which were inspired by dynamic and hugely influential periods in our cultural and industrial heritage.

Pure does not attempt to be a faithful reproduction of the products of Bauhaus, rather it utilises a design language that evokes the ethos of the period in an authentic manner.

By size and proportion it displays and celebrates elements of its functionality achieved through a harmony of materials, finishes and exquisite detailing. Pure is neutral and balanced with concise and direct lines.


BOLD AND
AUTHORITATIVE
WITH PRECISELY
MACHINED
DETAILING

LANDMARK INDUSTRIAL

Much of what is now regarded as contemporary design is rooted in Bauhaus. Landmark Industrial is faithful to the rational functionalism redolent of Bauhaus and a modern interpretation of the values and style of the designs it pioneered.

Perfect function and beautiful form, achieved by the use of the finest materials and a selection of finishes that delight the senses, are also the values embedded in Samuel Heath's long manufacturing tradition.

These core values of acute attention to detail and the use of innovative processes are identified in each expertly manufactured piece of Landmark Industrial. The collection fuses raw with refined in a celebration of contemporary design.






COMING
SOON

*With flat profiling
of the lever and
spout combined
with sleek lines
and stylish good
looks, the new ION
tapware collection
from Elementi is a
superior product in
both looks (available
in 3 finishes) and
performance.*

ELEMENTI

ION



CHROME

BRUSHED NICKEL

BLACK



CHROME:
44251.02



BRUSHED
NICKEL:
44251.04



BLACK:
44251.13

ELEMENTi

UNO



CHROME:
42985.02



BRUSHED NICKEL:
42985.04



BLACK:
42985.13

REACHING
NEW HEIGHTS

Modern yet timeless, the cylindrical forms of the UNO collection unite to create a modern range of minimalist tapware.

The latest additions of extended height mixers, bath spouts and bath columns in chrome, brushed nickel and black, can help to create a dramatic centrepiece in your new bathroom.





PROJECT FEATURE

FJORD CHALET

Design:
Urban Collective



The team at Urban Collective is renowned for bringing unique style, design and personality to the residential market. They work to create sustainable, attainable and authentic projects with a distinct inner-urban feel, providing a genuine alternative to traditional housing.

Many homeowners choose apartments as the first choice of living for the convenience, cost, locality and low maintenance. Urban Collective's mandate is to design spaces that improve living experiences and meet their clients needs.



VADO
Origins Wall Mount Mixer
Finish: Brushed Gold

VORI-109S.BRG



PARISI
Ellisse
CC BTW Suite

PN600



VADO
Individual Shower Head and Arm
Finish: Brushed Gold



VIND-RO-30.BRG



VWG-EFSARO.BRG

VADO
Origins Diverter
Finish: Brushed Gold

VORI-147.BRG



VADO
Zoo Slide
Shower
Finish: Brushed Gold

VZOO-SFSRK.BRG





Frankfurt am Main
14. — 18.3.2017



the.artceram



ZUCCHETTI.

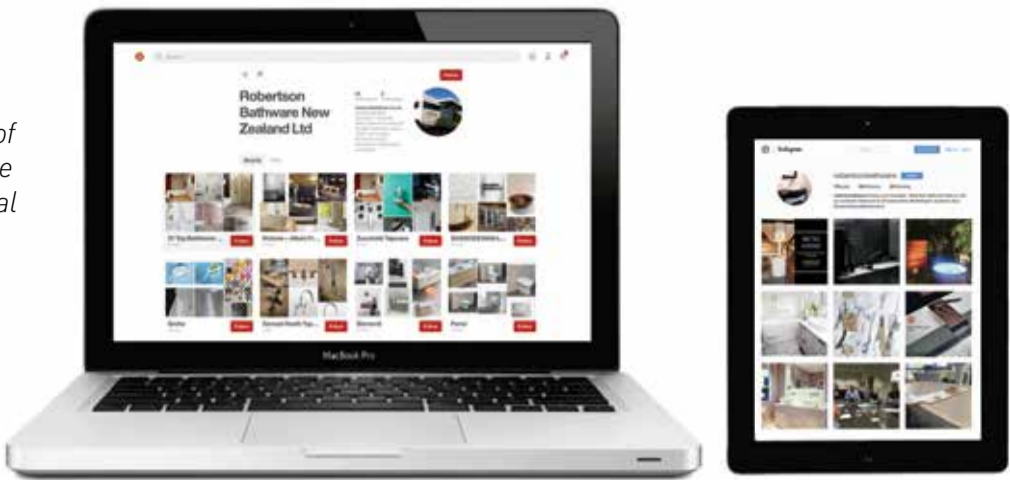


BAGNODESIGN
LONDON



KEEP CONNECTED

The perfect way to easily keep connected, share ideas and product tips, and keep up with the latest trends and design inspiration from every corner of the world. Robertson Bathware is represented on various social media platforms, including Pinterest, Instagram, Facebook and YouTube.



ALL THE TOOLS FOR THE JOB

As part of our constant effort to improve our online services to you, we have expanded our product download offering to now include PDF Spec sheets, CAD Files and an ever-increasing portfolio of BIM content including Revit files.

With an extended range of colour options, we have also made colour selection easily accessible from the product page.



IT'S ALL EASILY ACCESSIBLE ONLINE

With the growing trend of working on the run, the Robertson mobile-friendly website means a wealth of information is just a click away.



Start your journey by browsing through Brand or Product group to find what you are looking for, right down to all current specifications, installation info and product finishes.

If you know what you want, just begin typing the name of the product you are after and our suggestive search will do the rest.

Once you've found what you need, simply save your product choices to 'My List'. You can then print or email your favourite products.



SHOWROOMS

AUCKLAND

ROBERTSON

25 Vestey Drive, Mt Wellington
Ph: (09) 573 0490

Open Monday to Friday 8.30am - 5pm
Saturday 9am - 1pm Closed Sunday

HOME IDEAS

165 The Strand, Parnell
Ph: (09) 303 4755

Open Monday to Friday 9am - 5pm
Saturday 10am - 4pm Sunday 11am - 4pm



WELLINGTON

ROBERTSON

23 Marion St, Te Aro
Ph: (04) 595 1165

Open Monday to Friday 8.30am - 5pm
Closed Saturday and Sunday

For a bathware consultation please make an appointment by emailing sales@robertson.co.nz



CHRISTCHURCH

HOME IDEAS

37 Mandeville Street Riccarton
Ph: (03) 348 2863

Open Monday to Friday 9am - 5pm
Saturday 10am - 4pm Sunday 11am - 4pm

Request our latest brochures...

Our latest IDEAS brochure is a treasure trove of innovative product and great design, while our GROHE brochure features the finest tapware from the masters of design and technology. Request your FREE copy now!

sales@robertson.co.nz



robertson®
BATHWARE
— SINCE 1987 —

PH: +64 9 573 0490
FAX: +64 9 573 0495
EMAIL: sales@robertson.co.nz

ROBERTSON.CO.NZ