

ELEMENTi

EVOLVE  
THE LATEST  
EVOLUTION IN  
SHOWERING

CHROME  
& BLACK  
OPTIONS

NEW PRODUCT  
PROMOTION

50%  
OFF

SAVE OVER  
\$899

SQUARE / 2 SIDED



ROUND / 2 SIDED



SQUARE / 3 SIDED



10  
YEAR  
WARRANTY

SUPPORTING MERCHANTS

plumbingworld

0800 800 686  
www.plumbingworld.co.nz

mico

0800 448 488  
www.mico.co.nz

PlaceMakers

0800 752 236  
www.placemakers.co.nz

CHESTERS  
PLUMBING & BATHROOM

0800 700 601  
www.chesters.co.nz

COMPLETE SHOWERS ONLY  
(NO INDIVIDUAL COMPONENTS)  
LIMITED STOCKS AVAILABLE  
WHILE STOCKS LAST  
PROMOTION PERIOD 13/05/20 - 10/06/20

## SQUARE / 2 SIDED

### 900 X 900 / PIVOT DOOR



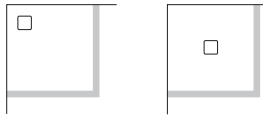
CORNER WASTE CHROME FRAME      CENTRE WASTE CHROME FRAME

FLAT WALL	11949.02	11952.02
	<b>WAS \$1,799</b>	<b>NOW \$899.50</b>
MOULDED WALL	11955.02	11958.02
	<b>WAS \$1,919</b>	<b>NOW \$959.50</b>

INCLUDES TRAY, WASTE, GLASS DOOR/RETURN, LINER AND GLUE/SILICONE

TOTAL HEIGHT (INCL. TRAY): 2015MM  
CORNER WASTE  $\Phi$  240MM X 240MM  
CENTRE WASTE  $\Phi$  450MM X 450MM

### 1000 X 1000 / PIVOT DOOR



CORNER WASTE CHROME FRAME      CENTRE WASTE CHROME FRAME

FLAT WALL	11973.02	11976.02
	<b>WAS \$1,949</b>	<b>NOW \$974.50</b>
MOULDED WALL	11979.02	11982.02
	<b>WAS \$2,069</b>	<b>NOW \$1034.50</b>

INCLUDES TRAY, WASTE, GLASS DOOR/RETURN, LINER AND GLUE/SILICONE

TOTAL HEIGHT (INCL. TRAY): 2015MM  
CORNER WASTE  $\Phi$  240MM X 240MM  
CENTRE WASTE  $\Phi$  500MM X 500MM

### 1200 X 900 / SLIDING DOOR



LEFT HAND CENTRE WASTE CHROME FRAME      RIGHT HAND CENTRE WASTE CHROME FRAME

FLAT WALL	11997.02	12000.02
	<b>WAS \$2,099</b>	<b>NOW \$1049.50</b>
MOULDED WALL	12003.02	12006.02
	<b>WAS \$2,219</b>	<b>NOW \$1109.50</b>

INCLUDES TRAY, WASTE, GLASS DOOR/RETURN, LINER AND GLUE/SILICONE



LEFT HAND CENTRE WASTE BLACK FRAME      RIGHT HAND CENTRE WASTE BLACK FRAME

FLAT WALL	11997.13	12000.13
	<b>WAS \$2,299</b>	<b>NOW \$1149.50</b>
MOULDED WALL	12003.13	12006.13
	<b>WAS \$2,419</b>	<b>NOW \$1209.50</b>

INCLUDES TRAY, WASTE, GLASS DOOR/RETURN, LINER AND GLUE/SILICONE

TOTAL HEIGHT (INCL. TRAY): 2015MM  
CENTRE WASTE  $\Phi$  600MM X 450MM

## ROUND / 2 SIDED

### 928 X 928 / SLIDING DOORS



CORNER WASTE CHROME FRAME      CENTRE WASTE CHROME FRAME

FLAT WALL	11901.02	11904.02
	<b>WAS \$1,799</b>	<b>NOW \$899.50</b>
MOULDED WALL	11907.02	11910.02
	<b>WAS \$1,919</b>	<b>NOW \$959.50</b>

INCLUDES TRAY, WASTE, GLASS DOOR/RETURN, LINER AND GLUE/SILICONE

TOTAL HEIGHT (INCL. TRAY): 2015MM  
CENTRE WASTE  $\Phi$  450MM X 450MM

### 1010 X 1010 / SLIDING DOORS



CORNER WASTE CHROME FRAME      CENTRE WASTE CHROME FRAME


FLAT WALL	11925.02	11928.02
	<b>WAS \$1,949</b>	<b>NOW \$974.50</b>
MOULDED WALL	11931.02	11934.02
	<b>WAS \$2,069</b>	<b>NOW \$1034.50</b>

INCLUDES TRAY, WASTE, GLASS DOOR/RETURN, LINER AND GLUE/SILICONE

TOTAL HEIGHT (INCL. TRAY): 2015MM  
CORNER WASTE  $\Phi$  240MM X 240MM  
CENTRE WASTE  $\Phi$  500MM X 500MM

## SQUARE / 3 SIDED

### 900 X 900 / PIVOT DOOR




CENTRE WASTE CHROME FRAME

FLAT WALL	11940.02
	<b>WAS \$1,799</b> <b>NOW \$899.50</b>
MOULDED WALL	11943.02
	<b>WAS \$1,919</b> <b>NOW \$959.50</b>

INCLUDES TRAY, WASTE, GLASS DOOR, LINER AND GLUE/SILICONE

TOTAL HEIGHT (INCL. TRAY): 2015MM  
CENTRE WASTE  $\Phi$  450MM X 450MM

### 1000 X 1000 / PIVOT DOOR



CENTRE WASTE CHROME FRAME

FLAT WALL	11964.02
	<b>WAS \$1,949</b> <b>NOW \$974.50</b>
MOULDED WALL	11967.02
	<b>WAS \$2,069</b> <b>NOW \$1034.50</b>

INCLUDES TRAY, WASTE, GLASS DOOR, LINER AND GLUE/SILICONE

TOTAL HEIGHT (INCL. TRAY): 2015MM  
CENTRE WASTE  $\Phi$  500MM X 500MM

### 1200 X 900 / SLIDING DOOR



CENTRE WASTE CHROME FRAME      CENTRE WASTE BLACK FRAME

FLAT WALL	11988.02	11988.13
	<b>WAS \$2,099</b> <b>WAS \$2,299</b>	<b>NOW \$1049.50</b> <b>NOW \$1149.50</b>
MOULDED WALL	11991.02	11991.13
	<b>WAS \$2,219</b> <b>WAS \$2,419</b>	<b>NOW \$1109.50</b> <b>NOW \$1209.50</b>

INCLUDES TRAY, WASTE, GLASS DOOR, LINER AND GLUE/SILICONE

CENTRE WASTE  $\Phi$  600MM X 450MM

## FEATURES

**10**  
10 YEAR WARRANTY


  
NANO GLASS PROTECTION

  
EUROPEAN WALL LINER

  
EXTENDED HEIGHT

## SQUARE WASTE FINISHES

Three coloured square waste covers are supplied with each Evolve tray:  
Chrome, White and Black



Please contact us for more information.

**robertson®**  
BATHWARE  
— SINCE 1987 —

PH: +64 (0)9 573 0490  
FAX: +64 (0)9 573 0495  
EMAIL: sales@robertson.co.nz

**ROBERTSON.CO.NZ**