

## CLOSER

A CHILD WHO DOES NOT PLAY IS NOT A CHILD, BUT THE MAN WHO DOES NOT PLAY HAS LOST FOREVER THE CHILD WHO LIVED IN HIM.  
PABLO NERUDA

With an aesthetic of a lamp featuring the shower head as the shade, the Closer shower designed by Diego Grandi, breaks all design boundaries.

ZUCCHETTI. | [design@robertson.co.nz](mailto:design@robertson.co.nz)  
ROBERTSON.CO.NZ

Ludovica+Roberto Palomba

## MORPHING

*The collection 'with a difference'.  
"It lends itself to being shaped,  
modelled and fused with the  
tastes and innermost needs of  
contemporary living".*

ZUCCHETTI. | [design@robertson.co.nz](mailto:design@robertson.co.nz)  
ROBERTSON.CO.NZ



# Rubi







The new Rubi vanity collection from ELEMENTI features a clean, simple, minimalist design while being incredibly stylish. The high-gloss Luxe finish will add glamour and a touch of class to your new bathroom design.

**ELEMENTI**

ideas@robertson.co.nz  
ROBERTSON.CO.NZ

# European Bathroom Design

↙ Proudly 100% New Zealand owned and family operated for over 25 years Robertson import Europe's most innovative bathroom products, creating opportunities for you to innovate and reinvent the bathroom space. Every supplier we represent has been personally selected for their unique designs and intelligent technology. And more importantly, they have been chosen because they share Robertson's core values based around brand, quality and service.

- 
- Ideal Standard*
- ELEMENTI**
- BAGNODESIGN**  
LONDON
- PARISI**
- AQUABELLA**
-  —
- 
- victoria  albert\*
- SAMUEL HEATH**  
ESTD 1820
-  —
- ZUCCHETTI**
- the.artceram**
- 

**robertson**<sup>®</sup>  
BATHWARE  
— SINCE 1987 —  
**ROBERTSON.CO.NZ**

*Proud to support Mitre 10 Mega*

---

*American Standard*

**CALAIS**

---

**robertson**  
BATHWARE  
— SINCE 1987 —

**ROBERTSON.CO.NZ**

