

Healthcare & Commercial

Commercial washrooms are subject to more stringent legislation, more inconsiderate use, harsher cleaning regimes and a tougher cost/benefit analysis than their domestic counterparts. Our products have been designed specifically to meet these challenges.

With concealed fixing brackets and an integral back outlet coupled with no overflow, chain hole, tapholes or plug, the PORTMAN 21 basin has virtually no "reservoirs" in which water can promote the growth of bacteria.



IDEAL STANDARD

PORTMAN 21

400MM BASIN

- 400 X 370MM
- WHITE / NOF NCHN

CODE: 1RTH - S231401 **\$293**



IDEAL STANDARD

PORTMAN 21
500MM BASIN

- 500 X 370MM
- WHITE / NOF NCHN

CODE: NTH - S225101 **\$313**

CODE: 1TH - S225201 **\$313**

CODE: 2TH - S225301 **\$313**



IDEAL STANDARD

PORTMAN BASIN 400 X 370MM

- WHITE 1RTH NOF NOCH
- CODE: S221201 **\$295**

PORTMAN BASIN 400 X 370MM

- WHITE NTH NOF NOCH
- CODE: S220301 **\$295**

PORTMAN BASIN 500 X 420MM

- WHITE NTH NOF NOCH
- CODE: S223601 **\$439**

PORTMAN BASIN 600 X 480MM

- WHITE NTH NOF NOCH
- CODE: S227201 **\$935**

PORTMAN BASIN BRACKET

- FOR 400 & 500MM BASINS
- CODE: S915167 **\$85**

PORTMAN 600MM BASIN BRACKET

CODE: S915067 **\$125**



IDEAL STANDARD

CONTOUR TOP
INLET URINAL

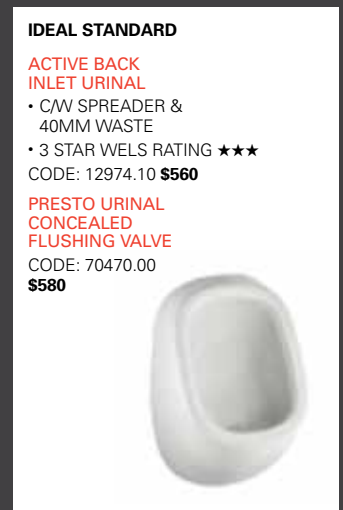
- C/W SPREADER & 40MM WASTE
 - 0 STAR WELS RATING
- CODE: 24032.10 **\$665**

CONTOUR BACK
INLET URINAL

- C/W SPREADER & 40MM WASTE
 - 0 STAR WELS RATING
- CODE: 24034.10 **\$665**

PRESTO URINAL
CONCEALED
FLUSHING VALVE

CODE: 70470.00 **\$580**



IDEAL STANDARD

ACTIVE BACK
INLET URINAL

- C/W SPREADER & 40MM WASTE
 - 3 STAR WELS RATING ★★★
- CODE: 12974.10 **\$560**

PRESTO URINAL
CONCEALED
FLUSHING VALVE

CODE: 70470.00 **\$580**

Contour 21 WC's have no rim. This rimless design leaves a single, easy to disinfect, outlet which works with an internal bowl design to flush the WC. Performance and hygiene, by design.



IDEAL STANDARD

VENTURA
ACCESSIBLE P SUITE

- W/SIDE LEVER
 - 0 STAR WELS RATING
- CODE: 24050.10 **\$1269**



IDEAL STANDARD

CONTOUR 21
ACCESSIBLE CC SUITE

- C/W WHITE SEAT WITH LID
 - 0 STAR WELS RATING
- CODE: 24060.10 **\$1438**



IDEAL STANDARD

CONTOUR 21
ACCESSIBLE BTW PAN

- C/W WHITE OR BLUE SEAT / NO LID
 - 0 STAR WELS RATING
- CODE: WHITE SEAT - 24064.10 **\$1499**
CODE: BLUE SEAT - 24066.10 **\$1499**




IDEAL STANDARD

CONTOUR 21
ACCESSIBLE BTW PAN

- C/W WHITE OR BLUE SEAT / NO LID
 - 0 STAR WELS RATING
- CODE: WHITE SEAT - 24062.10 **\$2014**

Installing new mixers on the wards can make a real difference to the safety and efficiency of a hospital. As well as their design reducing the chances of bacterial infection, the single lever mixers are much simpler and quicker to use than the old twin lever models.


New Markwik now has a horizontal outlet to ensure water drains completely, reducing the risk of bacteria build up.


IDEAL STANDARD
LASKA NEU BASIN MIXER
 • WITH LONG LEVER
 • 6 STAR WELS RATING ★★★★★
 CODE: BASIN MIXER - 34351.02 **\$246**
 CODE: LONG LEVER - 32096.02 **\$48**



IDEAL STANDARD
LASKA NEU BASIN MIXER SWIVEL SPOUT
 • 4 STAR WELS RATING ★★★★
 CODE: 34355.02 **\$410**



IDEAL STANDARD
LASKA NEU SHOWER MIXER
 • WITH LONG LEVER
 CODE: SHOWER MIXER - 34370.02 **\$185**
 CODE: LONG LEVER - 32096.02 **\$48**




IDEAL STANDARD
LASKA NEU KITCHEN MIXER
 • CAST SPOUT WITH LONG LEVER
 • 4 STAR WELS RATING ★★★★
 CODE: KITCHEN MIXER - 34330.02 **\$325**
 CODE: LONG LEVER - 32096.02 **\$48**



IDEAL STANDARD
MEDICAL MIXER WALL MTD LONG PROJECTION
 • CW LONG LEVER
 • 2 STAR WELS RATING ★★
 CODE: 32027.02 **\$735**



IDEAL STANDARD
MEDICAL MIXER WALL MTD
 • SHORT PROJECTION
 • CW LONG LEVER
 • 2 STAR WELS RATING ★★
 CODE: 32026.02 **\$659**



IDEAL STANDARD
MARKWIK THERMOSTATIC MIXER
 • WALL MTD SEQ LEVER
 • 0 STAR WELS RATING
 CODE: A4553AA **\$1584**

- Features:**
- Suitable for 15mm copper
 - Single lever operation with large easy to use lever
 - 200mm tap centres
 - Easy access for maintenance
 - No need to remove panels
 - Horizontal spout
 - Cleansing feature
 - Insulate technology keeps fittings at body temperature and therefore safe



ELEMENTI
BOTTLE TRAP
 CODE: 32MM 79102.02 **\$35**
 CODE: 40MM 79142.02 **\$35**



ELEMENTI
TOTI BOTTLE TRAP
 CODE: 32MM 79151.02 **\$75**



ELEMENTI
DISHWASHER AND WASHING MACHINE 15MM TAP
 CODE: 79205.02 **\$16**



ELEMENTI
ANGLE STOP 15MM
 CODE: 79203.02 **\$13**
ANGLE STOP 15MM AND FLEXIBLE RISER
 CODE: 79202.02 **\$29**



BATH CLICKER 40MM WASTE
 • NO OVERFLOW
 CODE: 79168.02 **\$59**



BASIN CLICKER 32MM WASTE
 CODE: OVERFLOW 79165.02 **\$25**
 CODE: NO OVERFLOW 79167.02 **\$25**

Parts

Robertson EXTRA specializes in parts for the trade, we have an extensive range of spare parts for all Robertson tapware and toilets, we also stock a wide range of universal parts.



<p>ELEMENTI DIAMANTE PUSH PANEL (OLD) CODE: 20820.02</p>	<p>ELEMENTI DIAMANTE DUAL FLUSH PUSH PANEL CODE: 20823.02</p>	<p>ELEMENTI DIAMANTE PUSH PANEL (NEW) CODE: 20825.03</p>	<p>ELEMENTI CONCEALA 2 PNEUMATIC PUSH PANEL CODE: 20841.02</p>	<p>ELEMENTI EXPERT PNEUMATIC PUSH PANEL CODE: 20839.03</p>	<p>UNIVERSAL STUDIO TOILET SEAT • SOFT CLOSE • QUICK RELEASE CODE: 22588.12</p>		
<p>UNIVERSAL DONUT CISTERN TO PAN GASKET CODE: 99205.00</p>	<p>UNIVERSAL BRASS BOLTS CISTERN TO PAN CODE: 99200.00</p>	<p>IDEAL STANDARD ALPHA SHOWER HAND PIECE CODE: 30550.02</p>	<p>IDEAL STANDARD TONIKA PLUS 3 FCT HAND SPRAY CODE: 30921.02</p>	<p>IDEAL STANDARD MOONSHADOW 100 HAND PIECE CODE: 30420.02</p>	<p>IDEAL STANDARD MOONSHADOW 300 HAND PIECE CODE: 30422.02</p>	<p>NIKLES FRESH FRESH3 3FCT HAND PIECE CODE: 40215.02</p>	
<p>UNIVERSAL GEBERIT OUTLET WASHER CODE: 99156.00</p>	<p>UNIVERSAL TREVI FLEXI HOSE 1.2M CODE: 45892.02 TREVI FLEXI HOSE CODE: 45891.02</p>	<p>ZUCCHETTI CARTRIDGE CODE: R98103.8123</p>	<p>IDEAL STANDARD JET CARTRIDGE CODE: 651670</p>	<p>IDEAL STANDARD 47MM CARTRIDGE CODE: 951400</p>	<p>IDEAL STANDARD HALO 40MM CARTRIDGE CODE: 951471</p>	<p>UNIVERSAL CONCEALA OUTLET VALVE CODE: SV05767</p>	<p>GEBERIT INLET/ OUTLET PACK CODE: 99155.00</p>
<p>UNIVERSAL FLAPPER VALVE CODE: B1017</p>	<p>UNIVERSAL BOTTOM INLET VALVE CODE: B3121</p>	<p>UNIVERSAL SIDE INLET CODE: B3700</p>	<p>UNIVERSAL 40MM OUTLET VALVE CODE: B4066</p>	<p>UNIVERSAL DUAL FLUSH VALVE CODE: B4910H</p>	<p>UNIVERSAL CONCEALA INLET VALVE CODE: SV04667</p>		
<p>UNIVERSAL PUSH BUTTONS CODE: B5202A</p>	<p>UNIVERSAL GEBERIT SEAL ASSEMBLY CODE: 99157.00</p>	<p>UNIVERSAL SIDE FLUSH LEVER CODE: B5033</p>	<p>UNIVERSAL FRONT FLUSH LEVER CODE: B5061</p>	<p>UNIVERSAL CABLE OUTLET VALVE CODE: B4910GA</p>	<p>UNIVERSAL DIAMANTE OUTLET VALVE CODE: 525050</p>	<p>IDEAL STANDARD ORING SET FOR IDEAL STANDARD KITCHEN MIXERS CODE: 912650</p>	